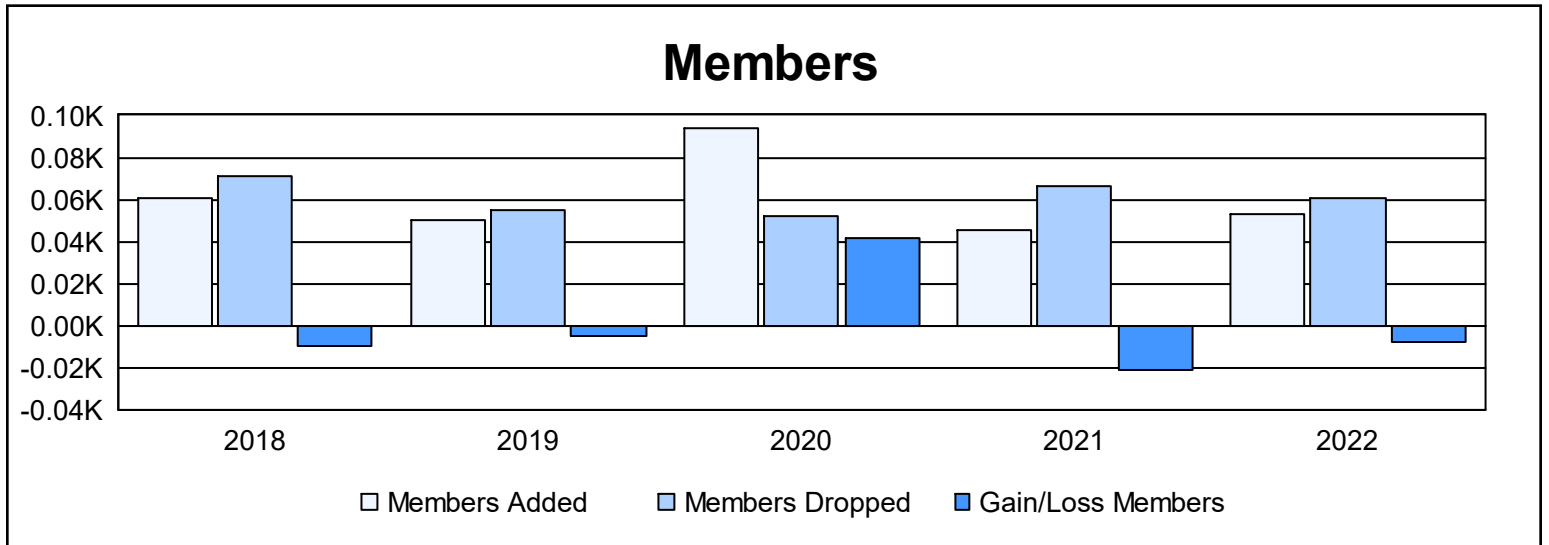
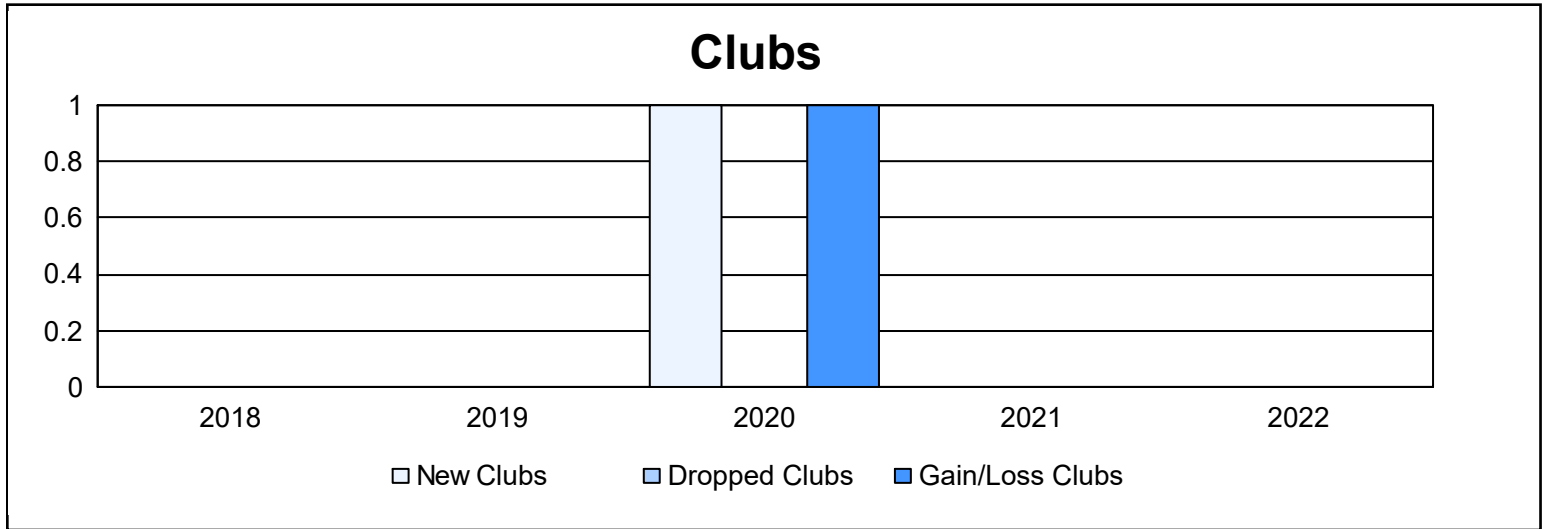
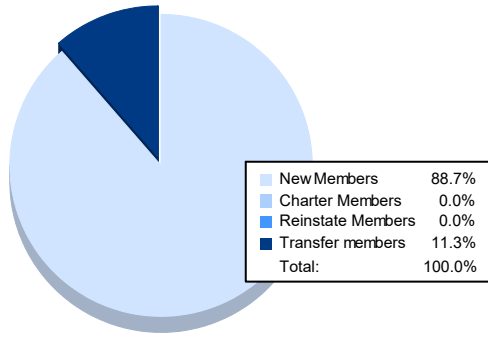


Year	New Clubs	Dropped Clubs	Gain/Loss Clubs	New Members	Charter Members	Reinstate Members	Transfer Members	Total Member Added	Total Members Dropped	Gain/Loss Members
2017-2018	0	0	0	53	0	0	8	61	71	-10
2018-2019	0	0	0	43	0	0	7	50	55	-5
2019-2020	1	0	1	65	23	1	5	94	52	42
2020-2021	0	0	0	42	0	0	3	45	66	-21
2021-2022	0	0	0	47	0	0	6	53	61	-8
<b>Average</b>	<b>0</b>	<b>0</b>	<b>0</b>	<b>50</b>	<b>5</b>	<b>0</b>	<b>6</b>	<b>61</b>	<b>61</b>	<b>0</b>



### Membership Composition June 2022 Cumulative



### Gender Composition June 2022 Cumulative

